

"We cure because we care..."



"We cure because we care..."

"We cure because we care..."



Kidneys

- Renal artery stenting for renovascular hypertension.
- Embolisation for hematuria - RCC / AML
- Percutaneous nephrostomies.

Pulmonary

- Bronchial artery embolisation for intractable hemoptysis.
- IVC filter placement for recurrent pulmonary embolism.

Spine

- Spinal AVM embolisation.
- Vertebroplasty fluoroscopy guided bone cement injection for compression fractures of osteoporotic vertebral bodies.
- Embolisation of vertebral hemangiomas.
- Ozone therapy for disc prolapse.

Others

- Foreign body removal from vascular tree.
- Embolisation for GI bleeds etc.

Facilities Offered :

- **Cath-lab**
Angiography & Angioplasty
DSA
Pace Maker
- **Cardiac OT**
CABG (Bypass Surgery)
Valve Surgery
ASD, VSD, PDA.
- **Ortho OT**
Orthopaedic Surgery
Joint Replacement Surgery
Arthroscopy
- **Neurosurgery**
- **Bariatric Surgery**
- **Cosmetic Surgery**
- **Urology & Nephrology Dept.**
Urogenital Surgery
Lithotripsy
Dialysis
- **Endoscopy**
- **ENT Dept.**
- **Dental Dept.**
- **Ophthalmology Dept.**
- **General OT**
- **Paediatric Dept.**
- **ICCU**
- **General Ward**
- **Polyclinic**
- **EECP** (Enhanced External Counter Pulsation)
- **DEXA** (Bone Densitometry)
- **EEG / EMG / BERA**
- **EKG**
- **2D Echocardiography**
- **USG (Sonography)**
- **Computerised Stress Test**
- **Pulmonary Function Test**
- **Audiometry**
- **Digital X-ray**
- **Holter Monitoring**
- **Ambulatory BP**
- **Ventilators**
- **Computerised Pathology**
- **Arterial Blood Gas**
- **Complete Health Check-up Plan**
- **Physiotherapy**
- **Cardiac Ambulance**
- **24x7 Pharmacy**
- **Canteen Facility**



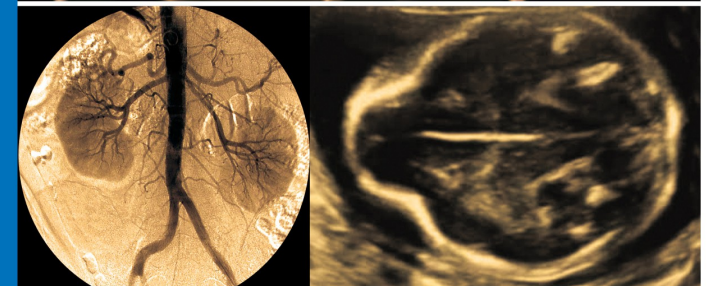

Vishal Complex, S.V. Road, Malad (W), Mumbai-400 064
Tel. : 2807 4040 / 4208 6000 Fax : 4208 6001

Sainath Road, Near Malad Subway, Off. S.V. Road, Malad (West), Mumbai-400064
Tel. : 4206 6700 / 2888 5001 / 8767076009 Fax : 4206 6701

Geeta Nagar, Phase-7, Near Mira-Bhayander Flyover, Mira-Bhayander Road,
Mira Road (East), Mumbai-401105. Tel. : 2813 1125

Interventional Radiology

A physician's quick information resource



INTERVENTIONAL RADIOLOGY

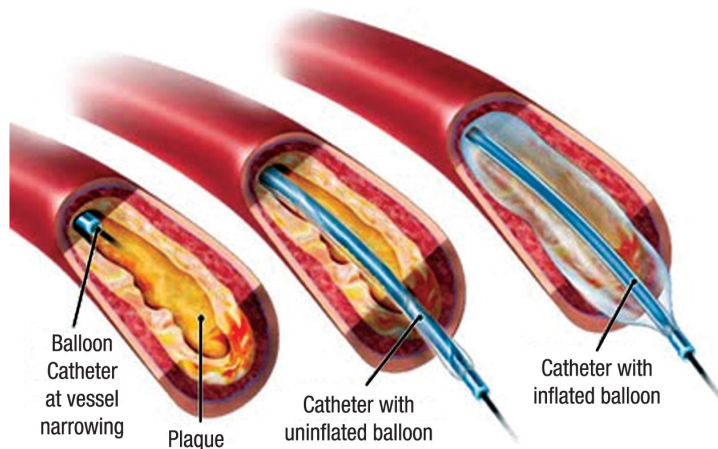
Interventional Radiology in the past decade has grown in great leaps and bounds and today has a wide range of therapeutic applications in almost all the major disciplines of medicine.

The procedures are carried out by **Interventional Radiologists (IR)**, who use fluoroscopy / image guidance to perform them. These procedures are all essentially non surgical, minimally invasive, mostly done under local anesthesia and are of short duration, with a minimal hospital stay and fewer complications. These features make them cost effective, have a good patient compliance and are slowly replacing the conventional surgical treatments available.

A few of the procedures routinely carried out are listed below and can be of great help in treating your patients who suffer from these diseases and conditions.

Peripheral vascular disease

- Femoral, iliac, popliteal & tibial vessel angioplasty/ stenting- to treat PVD, prevent gangrene / amputation.
- Aortic stent graft for abdominal aorta / bifurcation aneurysms.



CENTRAL NERVOUS SYSTEM

Stroke

- Thromboembolic - Intra arterial thrombolysis if the patient reaches within window period.
- Ischemic - Carotid artery, basilar, MCA / ACA stenting - for recurrent TIA, ischemic events.
- Hemorrhagic - Sub arachnoid hemorrhage - endovascular aneurysmal coiling.



Embolisation

- AVM embolisation.
- Preoperative embolisation of meningioma, glomus jugulare, nasopharyngeal angiofibromas.
- CCF / vein of Galen management.

Gynaecology

- Uterine fibroid embolisation - non surgical, permanent cure from fibroids.
- Fallopian tube recanalisation - to open up cornual blocks in fallopian tubes.
- PPH -management with internal iliac / uterine artery embolisation.

Hepatobiliary system

- Biliary drainage and stenting for obstructive jaundice.
- TIPSS - for portal hypertension.
- Chemoembolisation of hepatocellular carcinomas.

